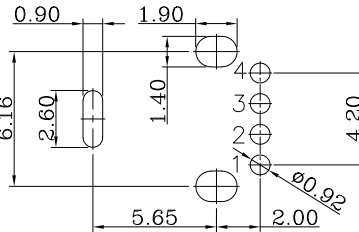


Pin Number	Signal Name	Description
1	VCC	+5 VDC
2	D-	Data-
3	D+	Data+
4	GND	Ground

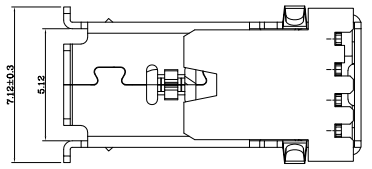
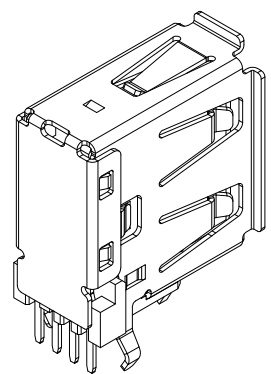
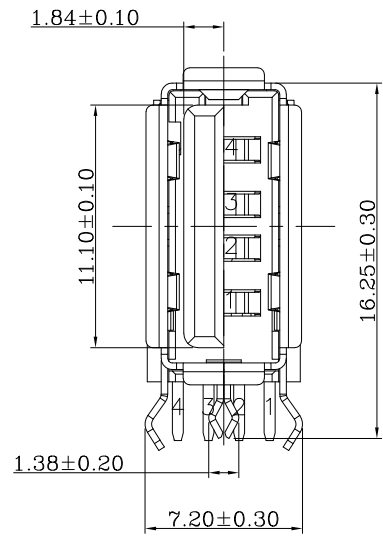
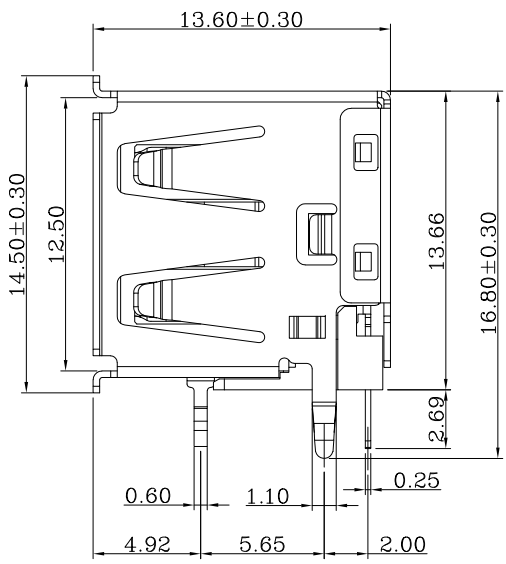
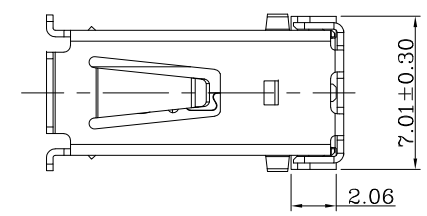
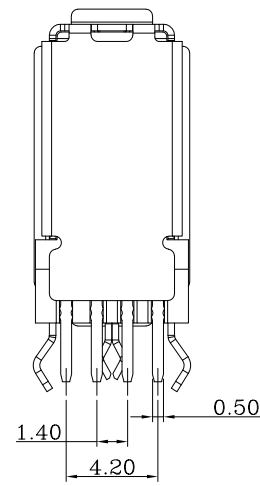
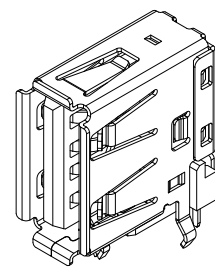


Recommend PCB layout

**ELECTRICAL CHARACTERISTICS:**  
 CONTACT CURRENT RATING : 1.5AMPERES.  
 DIELECTRIC WITHSTANDING VOLTAGE : AC 500V R.M.S.  
 INSULATION RESISTANCE : 1000 MEGOHMS MINIMUM AT DC 500V.  
 CONTACT RESISTANCE : 30 MILLIOHM MAXIMUM.  
 OPERATING TEMPERATURE : -40° TO +85° .

**MECHANICAL CHARACTERISTICS:**  
 CONTACT INSERTION FORCE :3.57KG MAXIMUM.  
 CONTACT SEPARATION FORCE :1.0KG MINIMUM.

**MATERIALS:**  
 HOUSING:PBT+30% G/F  
 CONTACT:BRASS C2680.  
 SHELL:SPCC  
 CONTACTS:GOLD FLASHED  
 SHELL: NICKEL PLATED OVER 30U" MIN.



PART NUMBER:

WU20-10 1 3-D 002

20 :USB2.0  
 10-housing PBT 黑色  
 1: 1层

3-D : 90度侧插  
 002 外壳材质: SPCC

PLATING CODE  
 3-GOLD PLATED G/F

REV.	ECN. NO.	DRAWN	DATE	EC.content
A.0	NEW	Candy	01/16/2025	-



⊗:QUALITY CONTROL ITEM	GENERAL TOLERANCE .X± 0.35 X:±2* .XX± 0.30 .X:±1* .XXX± 0.20	PART NO.: WU20-1013-D002
APPROVED		TITLE: USB 2.0 90° 侧插 弯脚 L=14.0(带0形脚) 铁壳镀镍
CHECKED		UNIT: mm
DRAWN	SCALE:	SHEET: 1/1
		REV.: A.0

SIZE: A4